

# FIRMWARE V4.10 RELEASE NOTES

## **EZ-Guide® Plus Lightbar Guidance System**

- **Introduction**
- **Major new features and enhancements**
- **Minor enhancements**
- **Upgrade procedure**

Version 4.10  
Revision A  
February 2007  
Part Number 62711-XX-ENG



## Contact Information

Trimble Navigation Limited  
Agriculture Division  
10355 Westmoor Dr  
Suite #100  
Westminster, CO 80021  
USA  
+1-913-495-2700 Phone  
[www.EZ-Guide.com](http://www.EZ-Guide.com)

## Legal Notices

### Copyright and Trademarks

© 1999–2007, Trimble Navigation Limited. All rights reserved. Trimble, EZ-Guide, and EZ-Steer are trademarks of Trimble Navigation Limited, registered in the United States Patent and Trademark Office and in other countries. Autopilot, EZ-Boom, and EZ-Toolbox are trademarks of Trimble Navigation Limited.

All other trademarks are the property of their respective owners.

### Release Notice

This is the February 2007 release (Revision A) of the *EZ-Guide Plus Lightbar Guidance System Release Notes*, part number 62711-XX-ENG. It applies to version 4.10 of the EZ-Guide Plus lightbar guidance system firmware.

### Limited Warranty Terms and Conditions

#### Product Limited Warranty

Subject to the terms and conditions set forth herein, Trimble Navigation Limited (“Trimble”) warrants that for a period of (1) year from date of purchase this Trimble product (the “Product”) will substantially conform to Trimble’s publicly available specifications for the Product and that the hardware and any storage media components of the Product will be substantially free from defects in materials and workmanship.

#### Product Software

Product software, whether built into hardware circuitry as firmware, provided as a standalone computer software product, embedded in flash memory, or stored on magnetic or other media, is licensed and not sold. If accompanied by a separate end user license agreement, use of any such software will be subject to the terms of such end user license agreement (including any differing limited warranty terms, exclusions and limitations), which shall control over the terms and conditions set forth in this limited warranty).

#### Software Updates

During the limited warranty period you will be entitled to receive such Fix Updates and Minor Updates to the Product software that Trimble releases and makes commercially available and for which it does not charge separately, subject to the procedures for delivery to purchasers of Trimble products generally. If you have purchased the Product from an authorized Trimble distributor rather than from Trimble directly, Trimble may, at its option, forward the software Fix Update or Minor Update to the Trimble distributor for final distribution to you. Major Upgrades, new products, or substantially new software releases, as identified by Trimble are expressly excluded from this update process and limited warranty. Receipt of software updates shall not serve to extend the limited warranty period.

For purposes of this warranty the following definitions shall apply: (1) “Fix Update” means an error correction or other update created to fix a previous software version that does not substantially conform to its published specifications; (2) “Minor Update” occurs when enhancements are made to

current features in a software program; and (3) “Major Upgrade” occurs when significant new features are added to software, or when a new product containing new features replaces the further development of a current product line. Trimble reserves the right to determine, in its sole discretion, what constitutes a significant new feature and Major Upgrade.

### Warranty Remedies

If the Trimble Product fails during the warranty period for reasons covered by this Limited Warranty and you notify Trimble of such failure during the warranty period, Trimble at its option will repair OR replace the nonconforming Product, OR refund the purchase price paid by you for the Product, upon your return of the Product to Trimble in accordance with Trimble’s standard return material authorization procedures.

### How to Obtain Warranty Service

To obtain warranty service for the Product, please contact your Trimble dealer. Alternatively, you may contact Trimble to request warranty service at +1-408-481-6940 (24 hours a day) or e-mail your request to [trimble\\_support@trimble.com](mailto:trimble_support@trimble.com). Please be prepared to provide:

- your name, address, and telephone numbers
- proof of purchase
- this Trimble warranty card
- a description of the nonconforming Product including the model number
- an explanation of the problem.

The customer service representative may need additional information from you depending on the nature of the problem.

### Warranty Exclusions and Disclaimer

This Product limited warranty shall only apply in the event and to the extent that (i) the Product is properly and correctly installed, configured, interfaced, maintained, stored, and operated in accordance with Trimble’s applicable operator’s manual and specifications, and; (ii) the Product is not modified or misused. This Product limited warranty shall not apply to, and Trimble shall not be responsible for defects or performance problems resulting from (i) the combination or utilization of the Product with hardware or software products, information, data, systems, interfaces or devices not made, supplied or specified by Trimble; (ii) the operation of the Product under any specification other than, or in addition to, Trimble’s standard specifications for its products; (iii) the unauthorized, installation, modification, or use of the Product; (iv) damage caused by: accident, lightning or other electrical discharge, fresh or salt water immersion or spray; or exposure to environmental conditions for which the Product is not intended; or (v) normal wear and tear on consumable parts (e.g., batteries). Trimble does not warrant or guarantee the results obtained through the use of the Product. NOTICE REGARDING PRODUCTS EQUIPPED WITH GPS TECHNOLOGY: TRIMBLE IS NOT RESPONSIBLE FOR THE OPERATION OR FAILURE OF OPERATION OF GPS SATELLITES OR THE AVAILABILITY OF GPS SATELLITE SIGNALS.

THE FOREGOING LIMITED WARRANTY TERMS STATE TRIMBLE’S ENTIRE LIABILITY, AND YOUR EXCLUSIVE REMEDIES, RELATING TO PERFORMANCE OF THE TRIMBLE PRODUCT. EXCEPT AS OTHERWISE EXPRESSLY PROVIDED HEREIN, THE PRODUCT AND ACCOMPANYING DOCUMENTATION AND MATERIALS ARE PROVIDED “AS-IS” AND WITHOUT EXPRESS OR IMPLIED WARRANTY OF ANY KIND, BY EITHER TRIMBLE

OR ANYONE WHO HAS BEEN INVOLVED IN ITS CREATION, PRODUCTION, INSTALLATION, OR DISTRIBUTION, INCLUDING, BUT NOT LIMITED TO, THE IMPLIED WARRANTIES OF MERCHANTABILITY AND FITNESS FOR A PARTICULAR PURPOSE, TITLE, AND NON-INFRINGEMENT. THE STATED EXPRESS WARRANTIES ARE IN LIEU OF ALL OBLIGATIONS OR LIABILITIES ON THE PART OF TRIMBLE ARISING OUT OF, OR IN CONNECTION WITH, ANY PRODUCT.

SOME STATES AND JURISDICTIONS DO NOT ALLOW LIMITATIONS ON DURATION OR THE EXCLUSION OF AN IMPLIED WARRANTY, SO THE ABOVE LIMITATION MAY NOT APPLY TO YOU.

### Limitation of Liability

TRIMBLE'S ENTIRE LIABILITY UNDER ANY PROVISION HEREIN SHALL BE LIMITED TO THE AMOUNT PAID BY YOU FOR THE PRODUCT. TO THE MAXIMUM EXTENT PERMITTED BY APPLICABLE LAW, IN NO EVENT SHALL TRIMBLE OR ITS SUPPLIERS BE LIABLE FOR ANY INDIRECT, SPECIAL, INCIDENTAL OR CONSEQUENTIAL DAMAGE WHATSOEVER UNDER ANY CIRCUMSTANCE OR LEGAL THEORY RELATING IN ANYWAY TO THE PRODUCTS, SOFTWARE AND ACCOMPANYING DOCUMENTATION AND MATERIALS, (INCLUDING, WITHOUT LIMITATION, DAMAGES FOR LOSS OF BUSINESS PROFITS, BUSINESS INTERRUPTION, LOSS OF DATA, OR ANY OTHER PECUNIARY LOSS), REGARDLESS OF WHETHER TRIMBLE HAS BEEN ADVISED OF THE POSSIBILITY OF ANY SUCH LOSS AND REGARDLESS OF THE COURSE OF DEALING WHICH DEVELOPS OR HAS DEVELOPED BETWEEN YOU AND TRIMBLE. BECAUSE SOME STATES AND JURISDICTIONS DO NOT ALLOW THE EXCLUSION OR LIMITATION OF LIABILITY FOR CONSEQUENTIAL OR INCIDENTAL DAMAGES, THE ABOVE LIMITATION MAY NOT APPLY TO YOU.

**PLEASE NOTE: THE ABOVE TRIMBLE LIMITED WARRANTY PROVISIONS WILL NOT APPLY TO PRODUCTS PURCHASED IN THOSE JURISDICTIONS, SUCH AS COUNTRIES OF THE EUROPEAN ECONOMIC COMMUNITY, IN WHICH PRODUCT WARRANTIES ARE OBTAINED FROM THE LOCAL DISTRIBUTOR. IN SUCH CASE, PLEASE CONTACT YOUR TRIMBLE DEALER FOR APPLICABLE WARRANTY INFORMATION.**

### Registration

To receive information regarding updates and new products, please contact your local dealer or visit the Trimble website at [www.trimble.com/register](http://www.trimble.com/register). Upon registration you may select the newsletter, upgrade or new product information you desire.

### Notices

#### Notice to Our European Union Customers

For product recycling instructions and more information, please go to [www.trimble.com/ev.shtml](http://www.trimble.com/ev.shtml)

Recycling in Europe: To recycle Trimble WEEE (Waste Electrical and Electronic Equipment, products that run on electrical power), call +31 497 53 24 30, and ask for the "WEEE Associate".

Or, mail a request for recycling instructions to:  
Trimble Europe BV  
c/o Menlo Worldwide Logistics  
Meerheide 45  
5521 DZ Eersel, NL



### End User License Agreement

**IMPORTANT, READ CAREFULLY.** THIS END USER LICENSE AGREEMENT ("AGREEMENT") IS A LEGAL AGREEMENT BETWEEN YOU AND TRIMBLE NAVIGATION LIMITED and applies to the computer software provided with the Trimble product purchased by you (whether built into hardware circuitry as firmware, embedded in flash memory or a PCMCIA card, or stored on magnetic or other media), or provided as a stand-alone computer software product, and includes any accompanying printed materials and any "online" or electronic documentation ("Software"). The Software also includes any software (including, without limitation, upgrades and updates), that you download from Trimble's Web site. BY CLICKING "YES" IN THE ACCEPTANCE BOX, OR BY INSTALLING, COPYING OR OTHERWISE USING THE SOFTWARE, YOU AGREE TO BE BOUND BY THE TERMS OF THIS AGREEMENT. IF YOU DO NOT AGREE TO THE TERMS OF THIS AGREEMENT, PROMPTLY RETURN THE UNUSED SOFTWARE AND ACCOMPANYING TRIMBLE PRODUCT TO THE PLACE FROM WHICH YOU OBTAINED THEM FOR A FULL REFUND.

This Software is protected by copyright laws and international copyright treaties, as well as other intellectual property laws and treaties. The Software is licensed, not sold.

#### 1. SOFTWARE PRODUCT LICENSE

1.1 License Grant. This Agreement grants you a non-exclusive right to use one copy of the Software in a machine-readable form on any computer system. Such use is limited to use with Trimble products on any computer hardware and operating system for which it was intended. You may move the Software from one computer to another but may only use the Software on one computer at any time. If you are a business rather than an individual, you may authorize the personnel associated with your business to use the Software, but only one person at one time, on one computer at one time. You may also store or install a copy of the Software on a storage device, such as a network server, used only to install or run the Software on your other computers over an internal network; but in such case you must acquire and dedicate a license for each separate computer on which the Software is installed or run from the storage device. A license for the Software may not be shared or used concurrently on different computers.

1.2 Other Rights and Limitations. (1) The Software contains valuable trade secrets proprietary to Trimble and its suppliers. To the extent permitted by relevant law, you shall not, nor allow any third party to copy, decompile, disassemble or otherwise reverse engineer the Software, or attempt to do so, provided, however, that to the extent any applicable mandatory laws (such as, for example, national laws implementing EC Directive 91/250 on the Legal Protection of Computer Programs) give you the right to perform any of the aforementioned activities without Trimble's consent in order to gain certain information about the Software for purposes specified in the respective statutes (i.e., interoperability), you hereby agree that, before exercising any such rights, you shall first request such information from Trimble in writing detailing the purpose for which you need the information. Only if and after Trimble, at its sole discretion, partly or completely denies your request, may you exercise such statutory rights. (2) This Software is licensed as a single product. You may not separate its component parts for use on more than one computer. (3) You may not rent, lease, or lend, the Software unless you are a reseller of Trimble products under separate written agreement with Trimble and authorized by Trimble to do so. (4) No service bureau work, multiple-user license or time-sharing arrangement is permitted. For purposes of this Agreement "service bureau work" shall be deemed to include, without limitation, use of

the Software to process or to generate output data for the benefit of, or for purposes of rendering services to any third party over the Internet or other communications network. (5) You may permanently transfer all of your rights under this Agreement, provided you retain no copies, you transfer all of the Software (including all component parts, the media and printed materials, any upgrades, and this Agreement) and the recipient agrees to the terms of this Agreement. If the Software portion is an upgrade, any transfer must include all prior versions of the Software. (6) You may not export the Software or underlying technology in contravention of applicable U.S. and foreign export laws. (7) Without prejudice as to any other rights, Trimble may terminate this Agreement without notice if you fail to comply with the terms and conditions of this Agreement. In such event, you must destroy all copies of the Software and all of its component parts.

**1.3 Copyright.** All title and copyrights in and to the Software (including but not limited to any images, photographs, animations, video, audio, music, and text incorporated into the Software), the accompanying printed materials, and any copies of the Software are owned by Trimble and its suppliers. You shall not remove, cover or alter any of Trimble's patent, copyright or trademark notices placed upon, embedded in or displayed by the Software or on its packaging and related materials. You may, however, either (1) make one copy of the Software solely for backup or archival purposes, or (2) install the Software on a single computer provided you keep the original solely for backup or archival purposes. You may not copy the accompanying printed materials.

**1.4 U.S. Government Restricted Rights.** Use, duplication, or disclosure by the United States Government is subject to restrictions as set forth in this Agreement, and as provided in DFARS 227.7202-1(a) and 227.7202-3(a) (1995), DFARS 252.227-7013(c)(1)(ii) (OCT 1988), FAR 12.212(a) (1995), FAR 52.227-19, or FAR 52.227-14(ALT III), as applicable.

## **2 LIMITED WARRANTY.**

**2.1 Limited Warranty.** Trimble warrants that the Software will perform substantially in accordance with the accompanying written materials for a period of ninety (90) days from the date of receipt. This limited warranty gives you specific legal rights, you may have others, which vary from state/jurisdiction to state/jurisdiction. The above limited warranty does not apply to error corrections, updates or upgrades of the Software after expiration of the ninety (90) day limited warranty period, which are provided "AS IS" and without warranty unless otherwise specified in writing by Trimble. Because the Software is inherently complex and may not be completely free of nonconformities, defects or errors, you are advised to verify your work. Trimble does not warrant that the Software will operate error free or uninterrupted, will meet your needs or expectations, or that all nonconformities can or will be corrected.

**2.2 Customer Remedies.** Trimble's and its suppliers' entire liability, and your sole remedy, with respect to the Software shall be either, at Trimble's option, (a) repair or replacement of the Software, or (b) return of the license fee paid for any Software that does not meet Trimble's limited warranty. This limited warranty is void if failure of the Software has resulted from accident, abuse, or misapplication. Any replacement Software will be warranted for the remainder of the original warranty period or thirty (30) days, whichever is longer.

**2.3 NO OTHER WARRANTIES.** To the maximum extent permitted by applicable law, Trimble and its suppliers disclaim all other warranties and conditions, either express or implied, including but not limited to, implied warranties and conditions of merchantability and fitness for a particular

purpose, title, and noninfringement with regard to the software and the provision of or failure to provide support services. To the extent allowed by applicable law, implied warranties and conditions on the software are limited to ninety (90) days. You may have other legal rights which vary from state/jurisdiction to state/jurisdiction.

**2.4 LIMITATION OF LIABILITY.** Trimble's entire liability under any provision of this Agreement shall be limited to the amount paid by you for the Software license. To the maximum extent permitted by applicable law, in no event shall Trimble or its suppliers be liable for any special, incidental, indirect or consequential damages whatsoever (including, without limitation, damages for loss of business profits, business interruption, loss of business information, or any other pecuniary loss) arising out of the use or inability to use the Software, or the provision of or failure to provide support services, even if Trimble has been advised of the possibility of such damages. Because some states and jurisdictions do not allow the exclusion or limitation of liability for consequential or incidental damages, the above limitation may not apply to you.

**2.5 PLEASE NOTE:** If you have acquired this product from a dealer located in the European Union, the warranty provisions of this Section 2 will not apply. Please contact your dealer for applicable warranty information.

## **3 GENERAL.**

**3.1** This Agreement shall be governed by the laws of the State of California and applicable United States Federal law without reference to "conflict of laws" principles or provisions. The United Nations Convention on Contracts for the International Sale of Goods will not apply to this Agreement. Jurisdiction and venue of any dispute or court action arising from or related to this Agreement or the Software shall lie exclusively in or be transferred to the courts the County of Santa Clara, California, and/or the United States District Court for the Northern District of California. You hereby consent and agree not to contest, such jurisdiction, venue and governing law.

**3.2** Section 3.1 notwithstanding, if you acquired this product in Canada, this Agreement is governed by the laws of the Province of Ontario, Canada. In such case each of the parties to this Agreement irrevocably attorns to the jurisdiction of the courts of the Province of Ontario and further agrees to commence any litigation that may arise under this Agreement in the courts located in the Judicial District of York, Province of Ontario. If you acquired this product in the European Union, this Agreement is governed by the laws of The Netherlands, excluding its rules governing conflicts of laws and excluding the United Nations Convention on the International Sale of Goods. In such case each of the parties to this Agreement irrevocably attorns to the jurisdiction of the courts of The Netherlands and further agrees to commence any litigation that may arise under this Agreement in the courts of The Hague, The Netherlands.

**3.3** Trimble reserves all rights not expressly granted by this Agreement.

---

## Introduction

These Release Notes describe new features and enhancements in the documentation for the EZ-Guide® Plus lightbar guidance system version 4.10.

They contain information regarding:

- Major new features and enhancements
  - EZ-Guide Plus system
  - EZ-Boom™ 2010 automated application control system
- Minor enhancements
  - EZ-Guide Plus system
  - EZ-Boom 2010 system
- Upgrade procedure

---

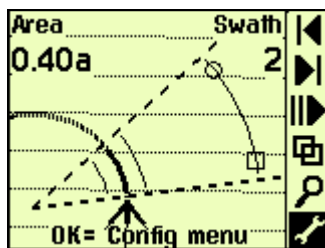
## Major new features and enhancements

This section lists all the major changes since the EZ-Guide Plus system firmware version 4.00.

### Enhanced EZ-Guide Plus system functionality

The following major improvements have been made to the EZ-Guide Plus system firmware:

- You can set the Trimble RTK radio network ID. To do this, select *GPS / Corrections*. If you use a non-Trimble radio, set the Network ID to 255. This tells the lightbar that you do not want to choose a radio network ID.
- OmniSTAR XP/HP correction performance is improved. The default limit for the *Minimum SNR* value has been lowered from 38 to 35 to enable you to use OmniSTAR XP/HP corrections when signal strength is lower.
- The lightbar can calculate the area of a pivot. To view the area, set one of the status text items to Field Area. When you enter the part of the pivot that you defined, the *Field Area* status text shows the area from the current swath inwards:



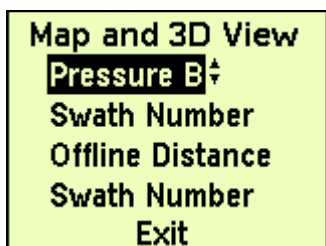
---

## Enhanced EZ-Boom 2010 system functionality

The EZ-Guide Plus firmware has the following enhancements for the EZ-Boom 2010 automated application control system:

### Second pressure sensor compatibility

If a second pressure sensor is connected to the sprayer, the EZ-Guide Plus firmware enables you to calibrate it. To view the pressure of the second sensor, add the Pressure B status text item:

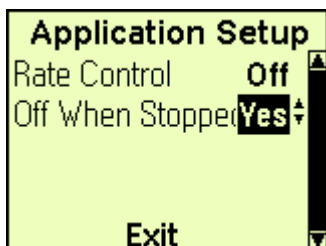


### Grounded PWM flow control valve compatibility

The firmware supports grounded PWM flow control valves, as fitted on RoGator xx74 series sprayers.

### Support for clutch-operated planter sections

The *Off When Stopped* option is added to the *Application Setup* screen. It appears only when the *Rate Control* option is set to Off. When the vehicle is a clutch operated planter and the *Off When Stopped* option is set to No, you can continue planting even when the vehicle is stopped.



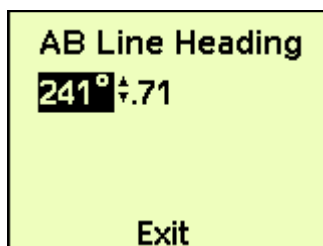
---

## Minor enhancements

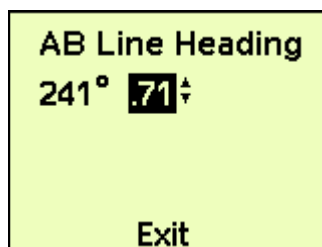
The following minor enhancements have been made to the firmware in version 4.10:

### Defining an A+ line

It is now easier to select the heading of an A+ line. When you create a new A+ line, the *AB Line Heading* screen appears:



1. Set the whole number of degrees of the line heading.
2. Press the **OK** button. The cursor moves to the decimal numbers:



3. Enter the decimal part of the line heading.
4. Press the **OK** button.

---

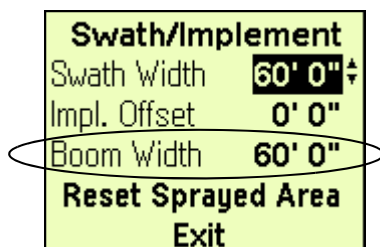
## Other minor enhancements

- NMEA message outputting is improved to ensure compatibility with a wider range of devices that accept NMEA input.
- EGNOS (European Geostationary Navigation Overlay Satellite Service) corrections performance is improved.
- The WAAS corrections satellite PRN 138 is added to the firmware.

*Note – PRN 138 is not yet fully operational, so is disabled by default. Trimble recommends that you do not enable PRN 138 until the FAA declares it to be fully implemented and operating correctly.*

## Minor EZ-Boom 2010 system enhancements

- When the EZ-Boom 2010 system is connected to the lightbar and you reset guidance, the Boom Width value appears on the *Swath/Implement* screen:



*Note – You cannot adjust the boom width on this screen. It appears so you can see the current setting.*

- The lightbar monitors the EZ-Boom 2010 system temperature and then warns you if it is too high.

---

## Upgrade procedure

*Note* – Saved vehicle configurations from versions of the firmware prior to version 4.00 are not compatible with the version 4.00 or 4.10 firmware. To keep a vehicle configuration, write the vehicle settings down before you perform the firmware upgrade and then re-enter the settings in the new firmware.

To upgrade your EZ-Guide Plus lightbar to firmware version 4.10:

1. Download the EZ-Toolbox™ software version 2.10 from [www.EZ-Guide.com](http://www.EZ-Guide.com) and then install it.
2. Download the firmware version 4.10 from [www.EZ-Guide.com](http://www.EZ-Guide.com).
3. Follow the instructions in the *EZ-Toolbox Software User Guide*. The *User Guide* is provided with the software.



---

**CAUTION** – The EZ-Guide Plus system is compatible with the EZ-Steer system only when the EZ-Steer system has firmware version 3.00.01 **or earlier**. The EZ-Guide Plus system is not compatible with EZ-Steer firmware version 4.00 or later.

---

4. If you also own the EZ-Steer system, use the EZ-Toolbox software to upgrade the EZ-Steer controller firmware to the latest version. Go to [www.EZ-Steer.com](http://www.EZ-Steer.com). The current EZ-Steer system firmware is version 3.00.01.
5. If you also own the EZ-Boom 2010 system, ensure that the EZ-Boom controller has the latest firmware. The current firmware version is 1.1.0.0. If this is not installed, the enhancements and additions are not available.