

EZ-Guide Plus setting changes required to enable WAAS satellites 135 and 138.

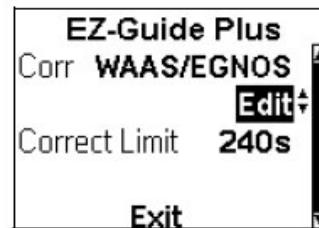
You can select from four levels of satellite reception:

Setting	Description
On	The system searches for the satellite, regardless of the region or the satellite health.
IgnoreHlth	The system searches for the satellite if the satellite is within the appropriate region, regardless of satellite health.
HeedHlth	The system searches for the satellite if the satellite is within the appropriate region and is healthy.
Off	The system does not search for the satellite.

Editing WAAS

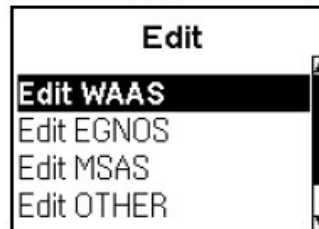
To configure the WAAS satellite:

1. Select *GPS / Corrections*. The *EZ-Guide Plus* screen appears.
2. Select *Edit* and then press **OK**.



The *Edit* screen appears.

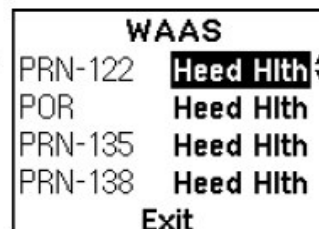
3. Select *Edit WAAS* and then press **OK**.



The *WAAS* screen appears.

4. Select the appropriate WAAS setting for each satellite from the table on page 46.

Satellite	Default
PRN-122	Heed Hlth
POR	Heed Hlth
PRN-135	Heed Hlth
PRN-138	Heed Hlth



Editing EGNOS

The EZ-Guide Plus system can use the European EGNOS system.